


Panthella MINI

The fixture emits a soft and comfortable illumination. The metal version directs the light directly downwards and creates a soft and comfortable illumination due to the inner white painted shade and the reflection from the trumpet shaped stem. The acrylic version leaves a diffuse comfortable light atmosphere due to the colour and the downward reflection from the inner shade.



Verner Panton

Verner Panton (1926-1998) is famous for his inspirational and colorful personality. A unique person with a special sense for color, shape, light function and space. Over the course of his career, Panton introduced a series of modern lamps with personalities unlike any of his Scandinavian contemporaries.



Set location -
The Quest



Product info

Finish

White opal acrylic or High lustre chrome plated. White, Black, Yellow, Violet, Orange, Blue, Red, Blue/green, Pink, Yellow/Green, powder coated.

Materials

Shade: Vacuum formed opal acrylic or deep drawn steel. Base: Aluminium.

Mounting

Plastic cord. Cable length: 2.5m. LED-driver: Separate, plugs into power outlet. Light control: In-line switch. Timer function: 4 hours/8 hours. Stepless dim between 15 and 100%.

Sizes and weights

Width x Height x Length (mm) | 250 x 335 x 250 Max 1.2 kg

Class

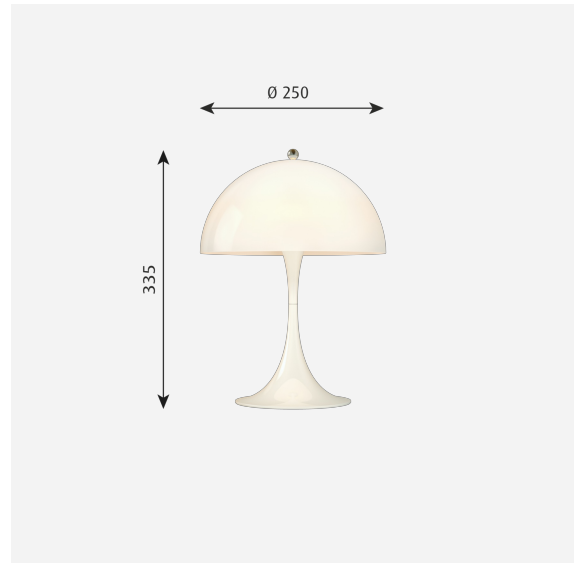
Ingress protection IP20. Electric shock protection II w/o ground.

Light source & energy class

A++ - A | LED 2700K 10W

Information

LED driver fitted externally on cord. For LED replacement kit please contact Louis Poulsen. The innovation of the LED technology is constant. The specifications mentioned are based on present technology. Turn on/off the light with light fading in/out. Stepless dim of the light to a suitable level between 15 and 100%. Timer function to automatically turn off the light after amount of time, selectable between off/4 hours/8 hours. Function to set a fixed light level each time the lamp is connected to main power.



Product family



Panthella Table



Panthella Floor

Product variants

Light source	Colour	Class	Cable type	Lumen
LED 2700K 10W	● Blk	II	BLK PL	428
	● Blue		WHT PL	460
	● Blue/green			589
	● High lustre chrome plated			
	● Orange			
	● Pink			
	● Red			
	● Violet			
	○ Wht			
	○ Wht opal acryl			
	● Yellow			
	● Yellow/green			

--	--	--	--	--

Design

Verner Panton

Weight

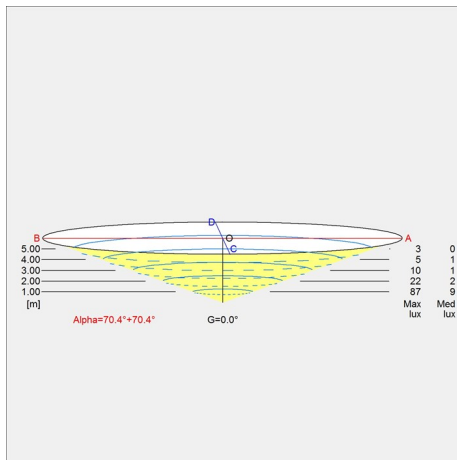
Min: 1.18 kg Max: 1.18 kg

Finish

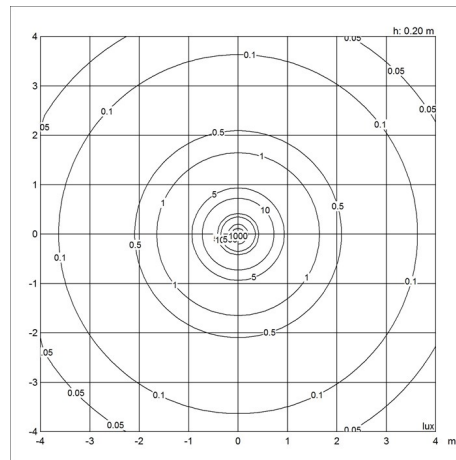
Blk, Blue, Blue/green, High lustre chrome plated, Orange, Pink, Red, Violet, Wht, Wht opal acryl, Yellow, Yellow/green

Light distribution diagrams

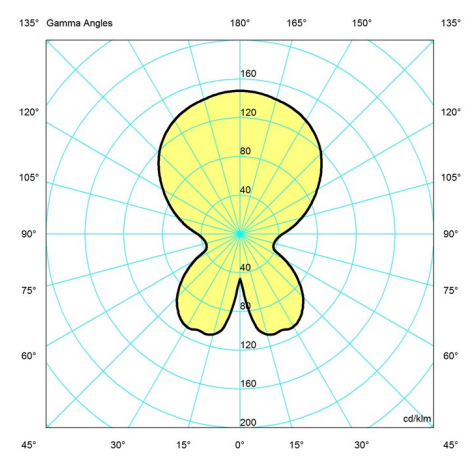
Cartesian



Isolux



Polar



Spare parts & accessories

Panthella MINI

Product	Variant number
ADAPTOR 12V BLK	5744164867
ADAPTOR 12V WHT	5744164870
PANTHELLA MINI TOP NUT	5744166234
PANTHELLA MINI SHADE YELLOW/GREEN	5744166247
PANTHELLA MINI SHADE WHITE	5744166250
PANTHELLA MINI SHADE BLACK	5744166263
PANTHELLA MINI SHADE BLUE/GREEN	5744166276
PANTHELLA MINI SHADE PINK	5744166289
PANTHELLA MINI SHADE BLUE	5744166292
PANTHELLA MINI SHADE RED	5744166302
PANTHELLA MINI SHADE YELLOW	5744166315
PANTHELLA MINI SHADE ORANGE	5744166328
PANTHELLA MINI SHADE VIOLET	5744166331
PANTHELLA MINI SHADE OPAL	5744166344
PANTHELLA MINI SHADE CHROME	5744162568
PANTHELLA MINI DIFFUSER	5744161828