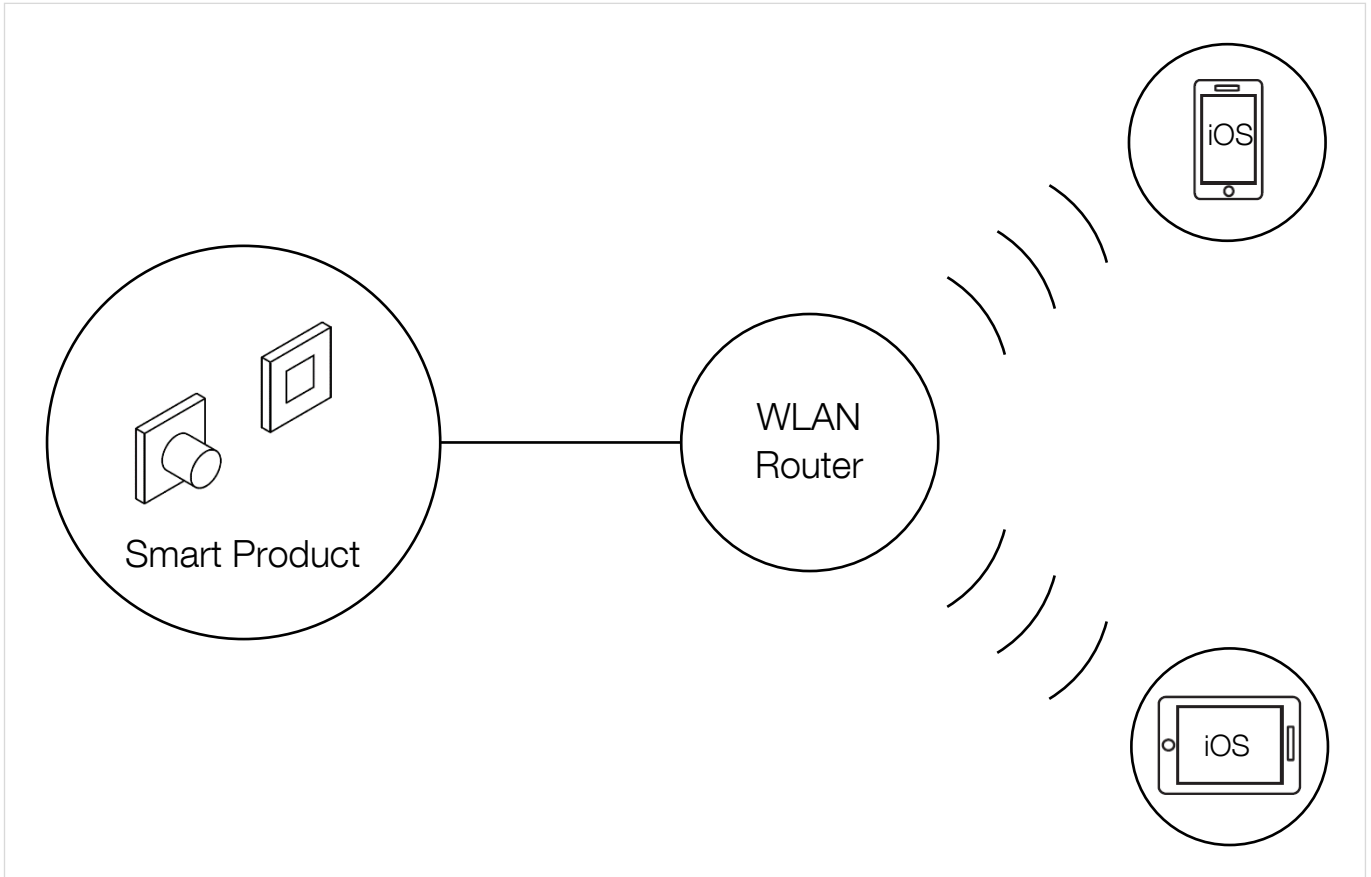


# Smart Water App



## Installation

### App Features

- Remote control of shower and bathtub
  - Warm-up function for shower
  - Auto fill function for the bathtub
  
- Individualisation of shower or bath with water programmes

### iPhone / iPad requirements

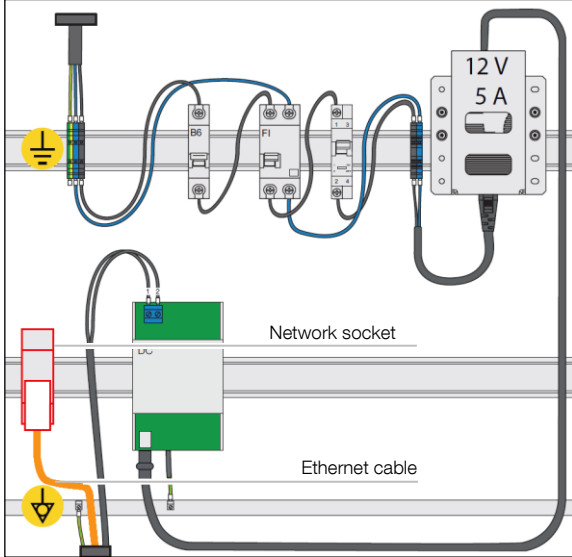
- iPhone 5S or newer
- iPad Air or newer
- iOS 9.0 or higher

Smartphone and Smart Products have to be in the same IP address space. (No guest network)

### WLAN-Router requirements:

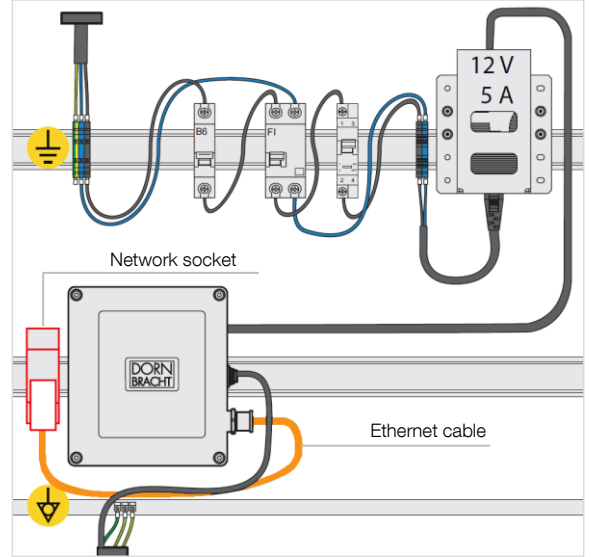
- IPv4
- 10/100 Mbit/s network connection (RJ45) for the Smart Product
- WLAN-Frequency according to the iPhone/ iPad (2,4 GHz and/or 5 GHz)
- Router with active DHCP Server
- The following ports have to be open in the router firewall:
  - UDP Port 13554
  - UDP Port 13575
  - HTTP Port 80
  - HTTP Port 13574
  - TCP Port 13573

# Smart Water App



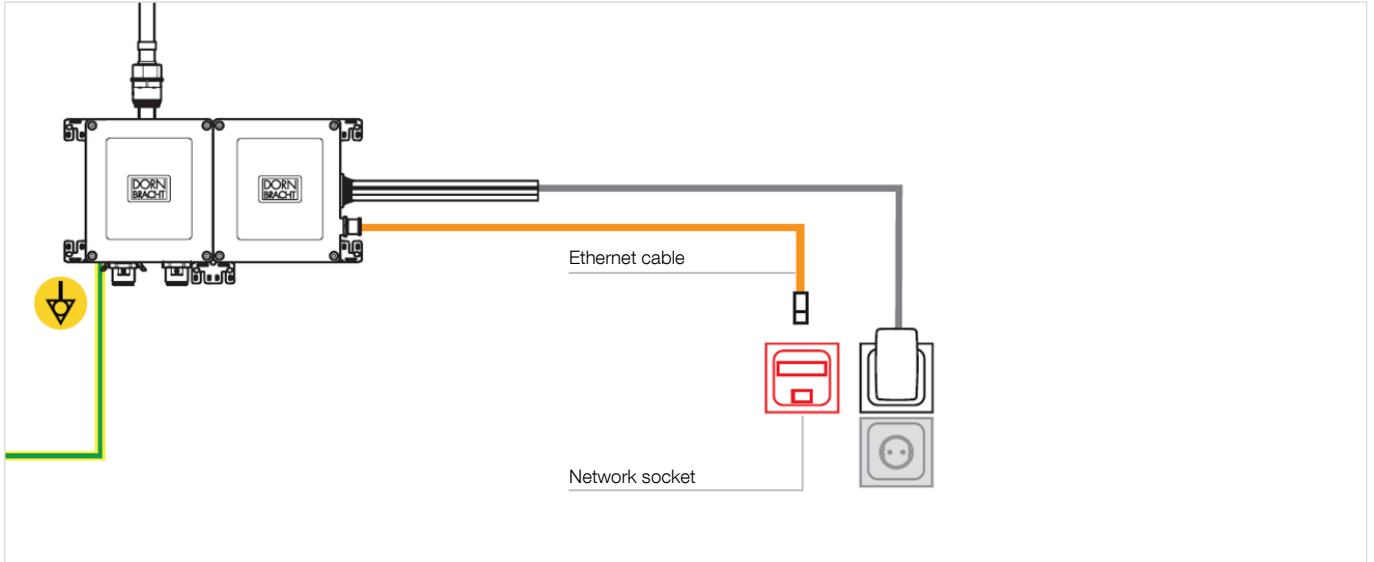
## Physical interface

Sensory Sky<sup>ATT</sup>, Comfort Shower<sup>ATT</sup>, Leg Shower<sup>ATT</sup>, Foot Bath<sup>ATT</sup> and Smart Set Bath



## Physical interface

eUnit Shower<sup>ATT</sup>, Smart Set Shower



## Physical interface

Smart Set Wash Basin, eUnit Kitchen

The Smart Product must be connected with the WLAN Network using a WLAN router. The physical interface of Dornbracht system solution to a local network can be an Ethernet switch or router which is connected to the WLAN. The local network must reside behind a router protected by a firewall. We recommend setting up a VLAN if there is more than one Dornbracht solution in a local network.

The software version of Smart Products must be 1.6.X or higher. The Smart Water App is available on Apple App Store.