REHAU®
Unlimited Polymer Solutions

RADIANT HEATING

Under the surface is where the magic begins

Life is sweetest in your comfort zone

RADIANT HEATING

Because you should never have to experience cold feet

If you haven't experienced radiant heating, you haven't experienced the ultimate home comfort.

Radiant heating circulates warm water through a network of pipes in the floor. Energy radiating from the warm floor allows your body to retain its warmth. Surrounded by consistent, gentle heat, your body is in harmony with its environment. You are comfortable.

Once you've experienced radiant **comfort,** with its exceptional levels of **control** and **efficiency**, you'll find it is the only heating system that holds you in your comfort zone.

Conventional Heating Methods

Cold surfaces
remove the heat from your body.

Uncomfortable

Radiant Energy



Warm surfaces
allow your body to retain its heat.

100%
Comfortable

COMFORT

It’s not a luxury: It allows you to focus on what matters most

When you are comfortable, you don’t think about it. It’s the lack of comfort that gets your attention.

Being comfortable in your home is being free of distractions – such as drafts, humidity, noises, air-blown dust and allergens – so you can focus 100% on your passions.

Radiant heating warms you by heating the surfaces in a room, rather than the air. It transfers heat so gently and constantly that you experience the same comfort at a lower temperature. It does not create drafts, cycle on and off or overheat and dry the air you breathe. While heated air rises above your head, radiant heating channels the warmth to you.

Conventional Comfort



Baseboard Heating
Creates hot and cold spots

Forced-Air Heating
Cycles on and off and distributes heat inconsistently

Temporary comfort, uneven distribution

Radiant Comfort



Radiant Heating
Constant, gentle heat keeps you in balance with your surroundings

100% Comfortable

Consider this: During the heating season, when you spend most of your time indoors, radiant surrounds you with the most comfort. You will lose yourself in the projects you enjoy or simply relax with your family.



Total control gets you to your goal

CONTROL

Expand your comfort zone: Enjoy more of your house

Wouldn't it be nice to feel comfortable in every room of your house?

This is not often the case, since the typical house with central forced-air heating and cooling has just one thermostat. With radiant heating, you can adjust the temperature floor-by-floor or even room-by-room.

You may want to have a constant temperature throughout your house or to lower the temperature in rooms that are not being used, such as a guest room. Either way, you are in control.

Conventional Control

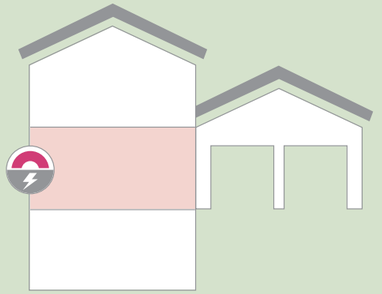

25%
Comfortable
One thermostat on the main floor leaves you feeling chilly in the rest of your house.

Radiant Control

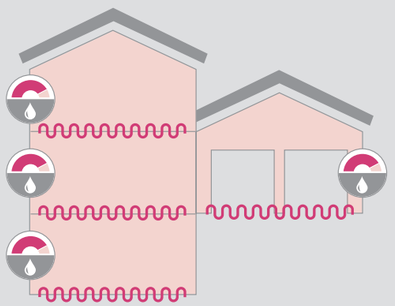

100%
Comfortable
Individual controls for each floor or each room.

Consider this: Achieving 100% comfort throughout your house is much easier with radiant heating. To create four separate control zones with a forced-air system, you'd need four separate units!

EFFICIENCY

Sustainable comfort: An upgrade with lasting value

You'll live in exceptional comfort, guilt free, by using less energy. Radiant pays dividends to your family and the environment.

Radiant heating keeps the surfaces in the room – the floor, the walls, the furniture – at the right temperature, so they no longer take heat energy from you. This allows you to lower your thermostats as much as 4°F (2°C) without sacrificing comfort. And that's not all: Water transfers heat energy much more efficiently than air, lowering your energy consumption by as much as 30%.

Radiant Efficiency



Forced-air Heating

30%
of energy can be saved* by switching from conventional forced-air heating to radiant heating.

Radiant Heating

Water carries **3,500 times more heat energy** than air.

*Source: Radiant Professionals Alliance

Consider this: Those designer window treatments may look dated in a few years. Saving on utilities never goes out of fashion.

Total flexibility to customize your comfort

WHAT'S YOUR GOAL?

Designing radiant to your lifestyle and budget

We'd love for you to experience radiant comfort in every square foot of your house. But radiant isn't an all or nothing proposition. Here are just some of the options you might consider.

Add Radiant Where You Spend Most of Your Time

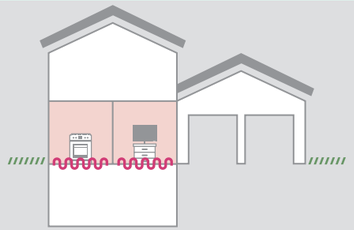

Increase comfort time
With radiant in your kitchen and family room, floors will be comfortable surfaces for playing and spreading out your projects.

Add Radiant to Your Least Comfortable Spaces

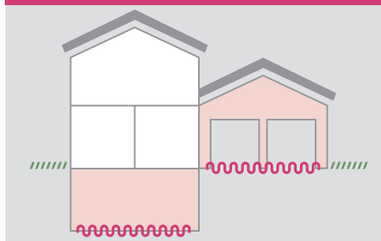

Increase living space
With radiant in the slab, your basement and garage can be far more than storage.
Not finishing these spaces yet? Install the pipe now; complete the system later.

Add Radiant to Your Whole House

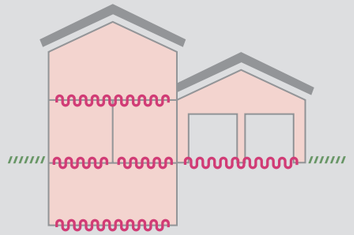

Enjoy ultimate comfort
From a warm floor in your bath to a warm car in your garage, each new day will be simply radiant!

Continue Radiant Outdoors

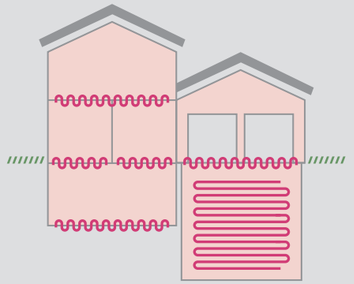

With snow and ice melting under your driveway…
never have to shovel or step out onto ice again.

How to integrate radiant into your home's heating and cooling system

	Comfort & Efficiency	Air Conditioning & Ducting	Air Heat Source	Radiant Heat Source	Radiant Distribution Pipe	Thermostat	Radiant Controls
Conventional	★★	●	●			●	
Radiant Basement & Garage (Unfinished)	★★	●	●	○ add later	●	●	○ add later
Radiant Basement & Garage	★★★	●	● + ● or hybrid heat pump		●*	●	●*
Radiant Basement, Garage & Main Floor	★★★★						
Radiant Whole House	★★★★★						

*Once you have your radiant heat source, you just need additional pipe and controls to add radiant to more levels or rooms.

Radiant can be used with a variety of floor coverings

Tile and Stone

Hardwood



Carpet

Whether you are building or renovating, there's a radiant installation method for you.

Panel over subfloor or on walls

RAUPANEL™ (aluminum panel) provides highest heat output

In-slab
Simple, least cost; uses the floor structure you already need

RAUBOARD™ addresses less demanding projects

Thin slab over subfloor
Typical on main floor, new construction



In joist space under subfloor
RAUPLATE™ can be added from unfinished basement, when floor above is finished

Planning a new home or remodeling project?

Contact a REHAU radiant contractor. We'll help you understand your options and give you the specifications to take to your builder or remodeling contractor.

REHAU has more than 40 years of experience in radiant heating systems. Learn more about how REHAU radiant works and get answers to FAQs at www.rehauradiant.com

REHAU QUALITY ENERGY EFFICIENCY

For updates to this publication, visit **na.rehau.com/resourcecenter**
The information contained herein is believed to be reliable, but no representations, guarantees or warranties of any kind are made as to its accuracy, suitability for particular applications or the results to be obtained therefrom. Before using, the user will determine suitability of the information for user's intended use and shall assume all risk and liability in connection therewith.
© 2015 REHAU

Printed in Canada 855.410 en 10.2015