

FEATURES & SPECIFICATIONS

INTENDED USE

The **i253 Series Architectural Linear LED Suspension Lighting** fixtures bring clean lines and clear light to commercial LED or residential office lighting interiors. Our sleek, stylish fixtures offer highly effective and efficient lighting solutions for hotels, offices, retail outlets, restaurants, and more.

DETAILS

4 FT - W 2.375" x **L** 48" x **H** 3.35"

Construction: Die-formed and welded 22-gauge cold rolled steel

Mounting: 48" Aircraft cable, 3 Wire Power feed/ cable, White canopy included

Lens: Snap In Frosted Acrylic

ADDITIONAL FEATURES

Voltage: 120-277V

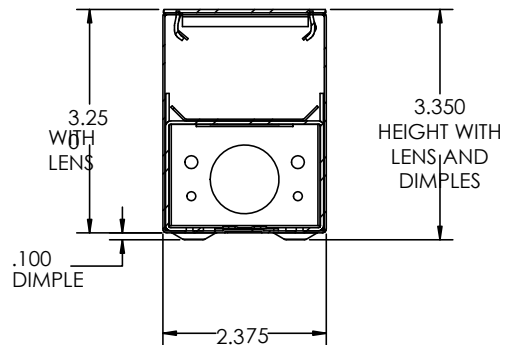
Wattage: 18W (1x18W)

Lumens: 2100 lms

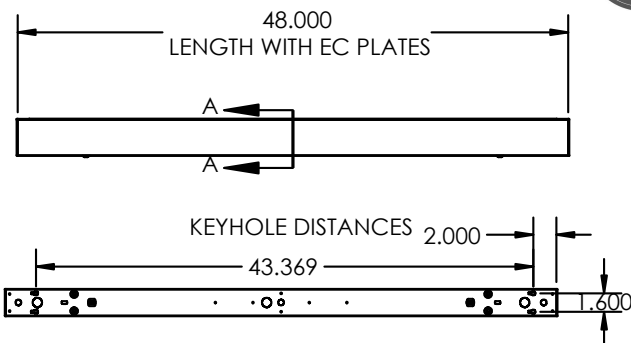
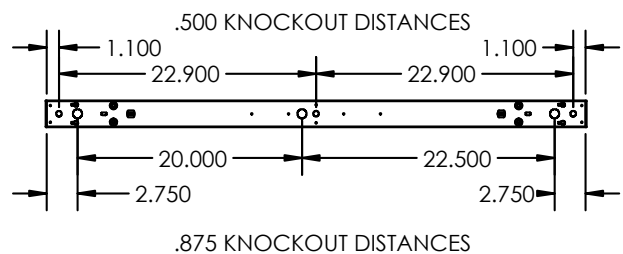
CRI: 83

Life: 50,000 Hours

Listings: ETL and DLC for LED component only
LED lamp included



BOTTOM VIEW



Ordering Information:

Example: (12145-4-40K-WH-2W-EM)

Model	Color Temp	Finish	Dimming	Options
<input type="text"/>	<input type="text"/>	<input type="text"/>	<input type="text"/>	<input type="text"/>
12145-4 i253 Series	35K 3500K 40K 4000K 50K 5000K	WH White BK Black SL Silver IR Iron BR Bronze	Blank Non-Dimming (Standard) 2W¹ 2-Wire Incandescent Dimming 5W¹ 5-Wire 0-10V Dimming	EM Remote Emergency Backup Battery CRWK Continuous Row Wire Kit

¹ 120V only / Title 24 Compliant