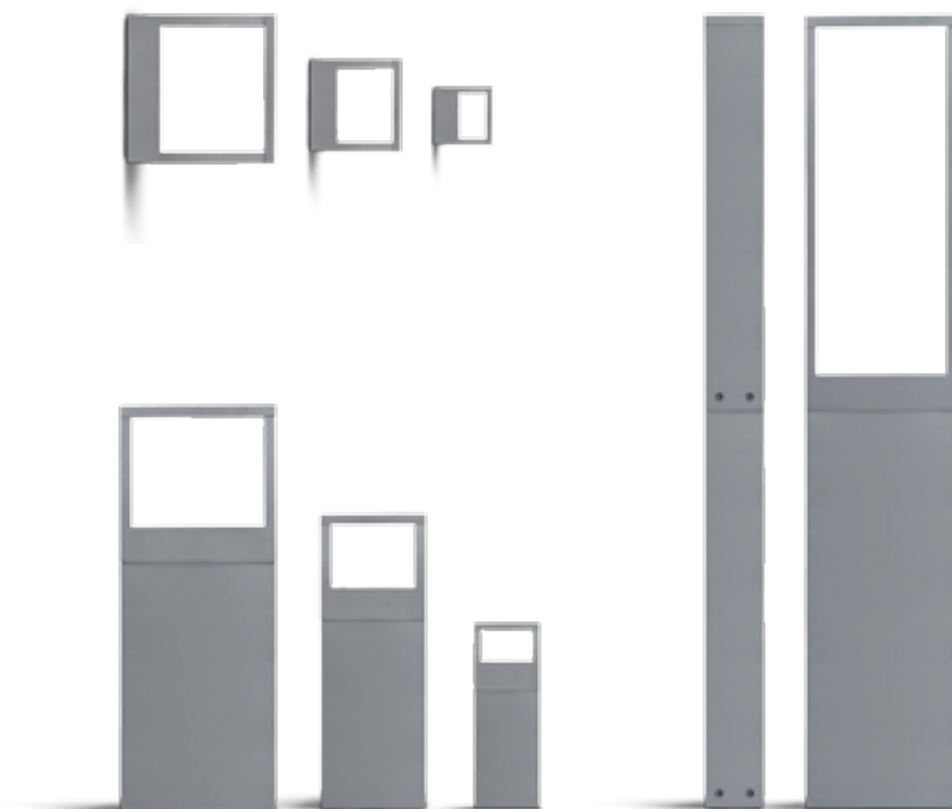




Range extension
Cool square long




Cool square

Applique and bollard

Cool is one of the latest LED products from SIMES, engineered to maximize the LED performance, whilst minimizing the size and energy consumption. Available in different versions, as wall mounted and as bollard, Cool family introduces a new way to light up outdoor spaces. Cool is a simple void volume diffusing direct or indirect light from a very thin LED circuit covered by its protective glass.



reddot award 2017
winner



www.simes.it/cool-square



COOL SQUARE LONG Bollard

Die-cast EN AB-47100 and extruded EN AW-6060 aluminium housing with high corrosion resistance.
Toughened glass diffuser.
Electronic driver 220V/240V 50/60Hz.
Stainless steel screws.
Silicone gaskets.
Luminaire suitable for single grommet.
Double powdered paint.

Protection class
IP54

Isolation class
CLASS I ⊕

Mechanical resistance of glass
IK 06

Leds 4000K CRI90 versions are available on request.

For the latest technical information and product updates with LED technology please refer to the official website (www.simes.it)

Colours:

- White (code 01)
- Aluminium grey (code 14)

REGISTERED DESIGN



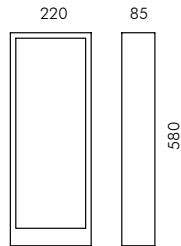
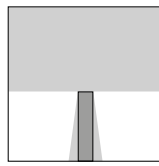

Cool square long H 580mm can be installed directly on the floor without flange.



S.7289

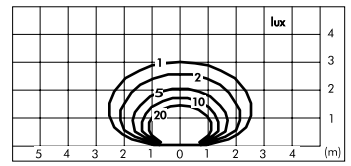
FLANGE FOR COOL SQUARE LONG H 1160mm
Steel flange with stainless steel screws for art. S.7295W (to be buried in concrete).

Cool square long H 580 mm

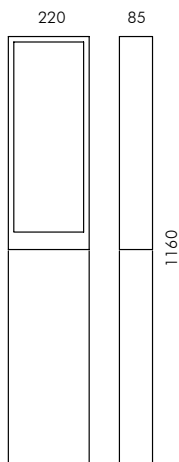
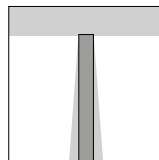


S.7290W □ H 580 mm

With MID-POWER leds white **3000K**
 CRI90 2180lm
 Rated luminaire luminous flux 1177lm
 Rated input power 28,4W 230V
 Computer-simulated photometrics



Cool square long bollard H 1160 mm



S.7295W □ H 1160 mm

With MID-POWER leds white **3000K**
 CRI90 2180lm
 Rated luminaire luminous flux 1177lm
 Rated input power 28,4W 230V
 Computer-simulated photometrics

