



# Minilinear

## Inground Walk over

Minilinear is a recessed luminaire perfectly flush with the floor that disappears completely integrating with the architecture. The soft or accent lighting effect mark pathways and facades discreetly.


Range extension  
Miniround



# Miniround

## Inground Walk over

Miniround embraces the elegant flush lines of Minilinear in a curved structure capable of designing striking lighting frames. Miniround emphasizes trunks and green foliage, colonnades, sculptures and non-linear paths.





## MINILINEAR / MINIROUND FULL-GLASS

Die-cast EN AB-44100 and extruded EN AW-6060 aluminium housing with high corrosion resistance.  
 Toughened glass diffuser 6 mm thick.  
 Electronic driver 220V/240V 50Hz.  
 Stainless steel screws.  
 Luminaire hard wired with single neoprene cable with cable gland.  
 Silicone gaskets.  
 Recessing box in aluminium.  
 Fast connector IP68 included.  
**Double powdered paint.**

Maximun weight 500 Kg

**Protection class**  
 IP67

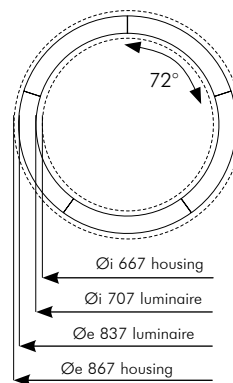
**Isolation class**  
 CLASS I ⊕

**Mechanical resistance of diffuser**  
 IK 09 MINILINEAR  
 IK 08 MINIROUND

Leds 4000K CRI90 versions are available on request.

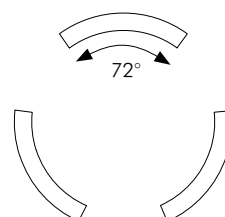
MINIROUND is available with integral DALI driver on request with surcharge.

*For the latest technical information and product updates with LED technology please refer to the official website ([www.simes.it](http://www.simes.it))*

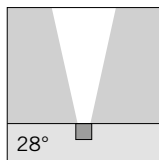


### Connection joint

The housing of Miniround has a "dove-tail" joint to perfectly connect two or more consecutive fittings (5 consecutive products create a full circle).

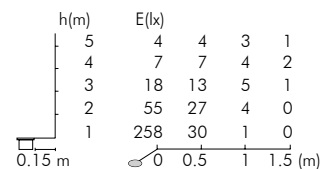


Semiacid-etched glass

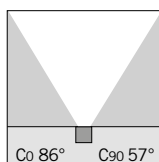


**S.5485W**   
 With 8 HIGH-POWER leds white **3000K**  
 CRI90 1374lm  
 Rated luminaire luminous flux 826lm  
 Rated input power 13,8W 230V

T 40°C

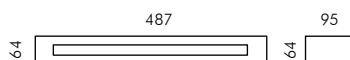
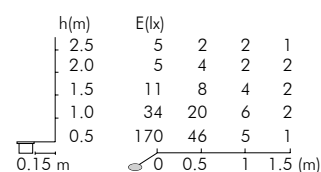


Acid-etched glass



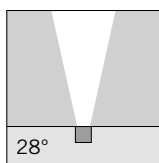
**S.5488W**   
 With MID-POWER leds white **3000K**  
 CRI90 958lm  
 Rated luminaire luminous flux 392lm  
 Rated input power 10,7W 230V

T 40°C



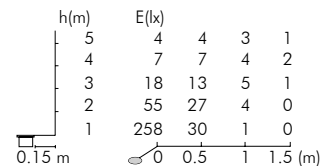
MINIROUND Full glass < Range extension

Semiacid-etched glass

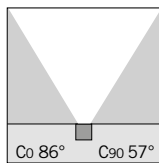


**S.5400W**   
 With 8 HIGH-POWER leds white **3000K**  
 CRI90 1374lm  
 Rated luminaire luminous flux 826lm  
 Rated input power 13,8W 230V

T 40°C



Acid-etched glass



**S.5402W**   
 With MID-POWER leds white **3000K**  
 CRI90 958lm  
 Rated luminaire luminous flux 392lm  
 Rated input power 10,7W 230V

T 40°C

