


Keen

Adjustable spot projector

Keen represents the evolution of outdoor lighting projectors. A special double joint allows the projector to take infinite positions for different light effects. Its minimal design makes it suitable for a wide range of architectural project applications. Available in four sizes, Keen is engineered with the most advanced LED technology and different optical solutions, ensuring a performing light effect and energy saving characteristics.



reddot award 2015
winner



www.simes.it/keen




MEGAKEEN Adjustable spot projector

Die-cast EN AB-47100 aluminium housing with high corrosion resistance. Stainless steel screws. Clear toughened glass diffuser. Double joint allowing rotation on three different axis. Electronic driver 220V/240V 50/60Hz. DALI driver on request with surcharge. Luminaire hard wired with single neoprene cable with cable gland. Silicone gaskets. **Double powdered paint.**

Protection class
IP65

Isolation class
CLASS II

Mechanical resistance
IK 07 MICRO/MINIKEEN
IK 06 KEEN/MEGAKEEN


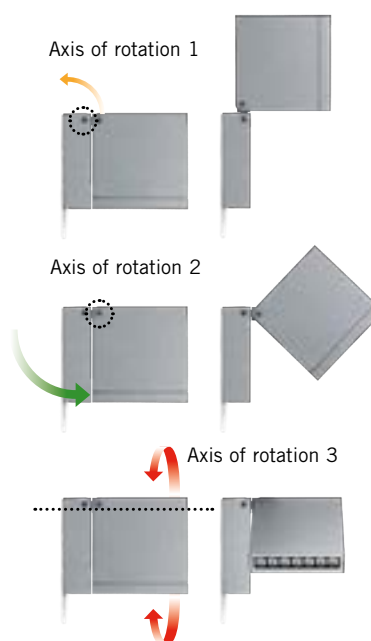
Leds 4000K CRI90 versions are available on request.

Colours:

- White (code 01)
- Aluminium grey (code 14)

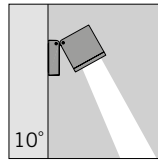
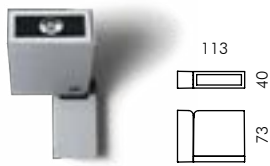
For the latest technical information and product updates with LED technology please refer to the official website (www.simes.it)

**PATENTED
REGISTERED DESIGN**



The special double joint guarantees total freedom in directing the light beam: the luminaire is able to rotate on three different axes.

Microkeen

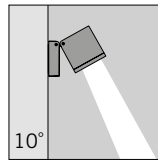



S.1505W □
 With 1 HIGH-POWER LED white **3000K**
 CRI90 295lm
 Rated luminaire luminous flux 255lm
 Rated input power 5,2W 230V

h(m)	10° Ø(m)	3000K E(lx)
2	0.36	1368
4	0.71	342
6	1.07	152
8	1.43	85
10	1.78	55

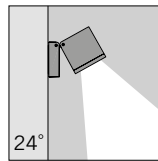
**Beam lenses available on request:
 25°, 35°, 45°, 60° and 12°x40°**

Minikeen



S.1500W □
 With 3 HIGH-POWER LEDs white **3000K**
 CRI90 710lm
 Rated luminaire luminous flux 535lm
 Rated input power 7,9W 230V

h(m)	10° Ø(m)	3000K E(lx)
2	0.34	3119
4	0.67	780
6	1.01	347
8	1.34	195
10	1.68	125

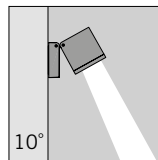



S.1501W □
 With 3 HIGH-POWER LEDs white **3000K**
 CRI90 710lm
 Rated luminaire luminous flux 503lm
 Rated input power 7,9W 230V

h(m)	24° Ø(m)	3000K E(lx)
2	0.82	650
4	1.64	163
6	2.46	72
8	3.28	41
10	4.11	26

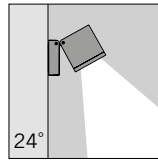
**Beam lenses available on request:
 35°, 45°, 60° and 12°x40°**

Keen



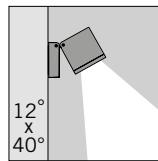
S.1510W □
 With 5 HIGH-POWER LEDs white **3000K**
 CRI90 1180lm
 Rated luminaire luminous flux 1019lm
 Rated input power 16W 230V

h(m)	10° Ø(m)	3000K E(lx)
2	0.33	6047
4	0.66	1512
6	0.99	672
8	1.32	378
10	1.64	242



S.1511W □
 With 5 HIGH-POWER LEDs white **3000K**
 CRI90 1180lm
 Rated luminaire luminous flux 951lm
 Rated input power 16W 230V

h(m)	24° Ø(m)	3000K E(lx)
2	0.83	1288
4	1.66	322
6	2.49	143
8	3.31	80
10	4.14	52

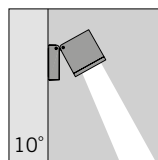



S.1513W □
 With 5 HIGH-POWER LEDs white **3000K**
 CRI90 1180lm
 Rated luminaire luminous flux 950lm
 Rated input power 16W 230V
 With ellipsoidal lenses

h(m)	12°x40° Ø(m)	3000K E(lx)
2	0.42 x 1.47	1315
4	0.84 x 2.94	329
6	1.26 x 4.42	146
8	1.68 x 5.89	82
10	2.10 x 7.36	53

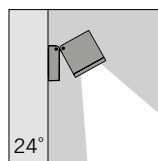
**Beam lenses available on request:
 35°, 45° and 60°**

MegaKeen



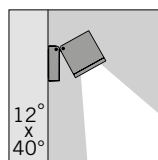
S.1515W □
 With 7 HIGH-POWER LEDs white **3000K**
 CRI90 2100lm
 Rated luminaire luminous flux 1640lm
 Rated input power 26,5W 230V

h(m)	10° Ø(m)	3000K E(lx)
2	0.34	8664
4	0.69	2166
6	1.03	963
8	1.37	541
10	1.71	347



S.1516W □
 With 7 HIGH-POWER LEDs white **3000K**
 CRI90 2100lm
 Rated luminaire luminous flux 1642lm
 Rated input power 26,5W 230V

h(m)	24° Ø(m)	3000K E(lx)
2	0.86	1867
4	1.72	467
6	2.57	207
8	3.43	117
10	4.29	75



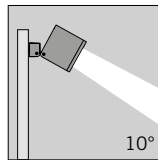
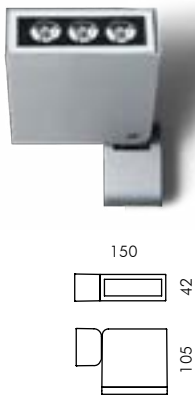
S.1517W □
 With 7 HIGH-POWER LEDs white **3000K**
 CRI90 2100lm
 Rated luminaire luminous flux 1527lm
 Rated input power 26,5W 230V
 With ellipsoidal lenses

h(m)	12°x40° Ø(m)	3000K E(lx)
2	0.41 x 1.42	2086
4	0.83 x 2.83	521
6	1.24 x 4.25	232
8	1.65 x 5.67	130
10	2.07 x 7.08	83

**Beam lenses available on request:
 35°, 45° and 60°**

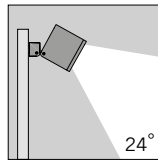
The Keen and Minikeen pole versions have extended the project application configurations of this new projector. Thanks to the special anchor base the luminaire can be fixed to new or existing poles of diameter of no less than 60 mm.

Minikeen pole mounted



S.1520W

With 3 HIGH-POWER LEDs white **3000K**
CRI90 710lm
Rated luminaire luminous flux 535lm
Rated input power 7,9W 230V

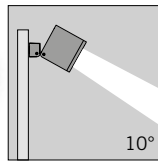



S.1521W

With 3 HIGH-POWER LEDs white **3000K**
CRI90 710lm
Rated luminaire luminous flux 503lm
Rated input power 7,9W 230V

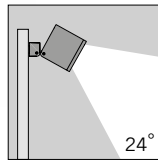
Beam lenses available on request:
35°, 45°, 60° and 12°x40°

Keen pole mounted



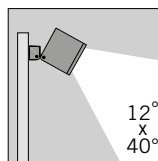
S.1530W

With 5 HIGH-POWER LEDs white **3000K**
CRI90 1180lm
Rated luminaire luminous flux 1019lm
Rated input power 16W 230V



S.1531W

With 5 HIGH-POWER LEDs white **3000K**
CRI90 1180lm
Rated luminaire luminous flux 951lm
Rated input power 16W 230V



S.1533W

With 5 HIGH-POWER LEDs white **3000K**
CRI90 1180lm
Rated luminaire luminous flux 950lm
Rated input power 16W 230V
With ellipsoidal lenses

Beam lenses available on request:
35°, 45° and 60°

MegaKeen



Megakeen projector in standard version can be fixed also to poles.



