



Evero® Natural Quartz Material

MATERIAL

Evero® natural quartz surface is the first and only natural quartz material that can be molded into round and curved shapes. Imagine graceful curves, soft radius edges, elegant shapes and effortless beauty that will last a lifetime.

Available exclusively in Verge® Lavatory Systems. A high-end look for commercial applications in a virtually maintenance-free, natural looking material and colors inspired by nature's beauty around the world.

A durable, long lasting material, non-porous, with inconspicuous seams and easy to clean and maintain. The absence of cracks or crevices prevent bacteria and mold from accumulating. Evero is also chemical, stain, impact and scratch resistant, and it's repairable. Also resistant to heat, water and UV light. Homogenous compositions allow for even distribution throughout the material. The natural solution for your design journey.


Geo Series fuses the beauty of quartz with the durability of granite and the allure of exotic materials. Made from a blend of bio-based resin, natural quartz, granite, recycled glass and other exotic minerals, and has 25% recycled content.

Pearl Series mesmerizes with a luminous blend of quartz, seashells and glass. A blend of bio-based resin, natural quartz, seashells and recycled glass and has 70% recycled content.


Both Geo and Pearl Series are GREENGUARD and GREENGUARD for Children and Schools certified.




EVERO GEO SERIES




Andorra •




Antarctica



Black Sea




Cabo



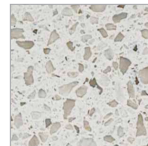
Denali •



Everest •




Glacier Bay




Kalahari •




Mojave




Mykonos •




Nassau




Patagonia •



Sierra Madre •




Tuscany



Yukon

• New Color

EVERO PEARL SERIES



Akoya



Black Moon

Note: Due to printing variances, actual color and sheen of the material may differ. Contact your Bradley representative for material samples.

Bradley Corporation • W142 N9101 Fountain Boulevard • Menomonee Falls, WI 53051 USA • +1 262 251 6000 • 800 BRADLEY • bradleycorp.com

Handwashing Fixtures

Terreon® and Terreon®RE Solid Surface

MATERIAL

Terreon® solid surface and Terreon®RE recycled solid surface last a lifetime and can easily be repaired and renewed, thus minimizing the need for replacement or disposal. Most Terreon products are completely molded including bowls, overflows, backsplashes and aprons, eliminating fabrication waste and the use of sealants and adhesives. Terreon is an acrylic, modified polyester, solid surface material composed of resin, alumina trihydrate and other fillers (3rd party certified to comply with IAPMO Z124, and ANSI/ICPA SS-1-2001).

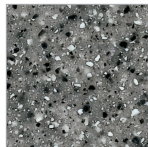
TerreonRE is a beautiful solid surface option composed of eco-friendly bio-based resin and 25% pre-consumer recycled granules. It is available in four new nature inspired colors.

Surface damage is easily repaired with everyday cleaners or fine grit abrasives. Standard material thickness is 1/2" (13 mm).

TERREON STANDARD COLORS



Avalanche ••
(AVALANCHE)



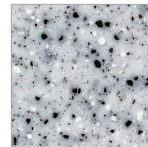
Charcoal Gray
(CHAR)




Cobblestone
(COBBLE)




Driftwood ••
(DRIFT)




Empire Gray
(E-GRAY)




Glacier •
(GLACIER)



Graphite
(GRAPH)



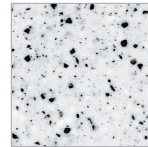
Lannonstone
(LANNON)



Moonstone ••
(MOONSTONE)



Pebble Beach •
(PEBBLE)



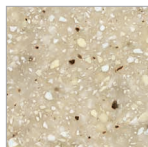
Peppered White
(PEP-WHT)



Polar Ice ••
(POLAR)



Sand Dune ••
(DUNE)



Sandtrap
(SAND)



Silver Mist •
(S-MIST)



Stone Creek •
(S-CREEK)



White Sand
(WHT-SAND)




Alpine White •
(ALP-WHT)



Designer White
(DS-WHT)



London Gray
(LONDON)



Mesa Bone
(BONE)



Organic Taupe
(O-TAUPE)

- This color contains large, randomly distributed chips.
- New Color

Washfountains are also available in Stainless Steel

Note: Due to printing variances, actual color and sheen of the material may differ. Contact your Bradley representative for material samples.

Bradley Corporation • W142 N9101 Fountain Boulevard • Menomonee Falls, WI 53051 USA • +1 262 251 6000 • 800 BRADLEY • bradleycorp.com

Terreon® and Terreon®RE Solid Surface

PRODUCTS

Washfountains, Lavatory Systems, OmniDecks, Patient Care Module Counters and Terreon Accessories

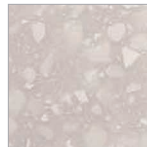
APPLICATIONS INCLUDE

Educational institutions, theme parks, stadiums, arenas, health clubs, food service, waterparks, locker rooms, and any other high-traffic and/or high humidity or wet area.

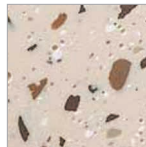
Both Terreon & TerreonRE are GREENGUARD and GREENGUARD for Children and Schools certified



TERREON DESIGNER COLORS *



Arctic Chip
(ARC-CHIP)

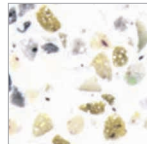


Coffee Bean
(COFFEE)




Riverstone
(RIVER)

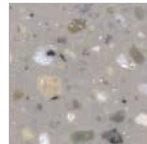
TERREON®RE COLORS **



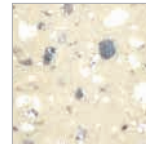
Birch Bark
(BIRCHB)



Dusk
(DUSK)



Moon Dust
(MOONDU)



Oat
(OAT)

TERREON ELEMENT COLORS †



Canyon Tan
(CA-TAN)



Soapstone Gray
(SS-GRAY)

† Available in select models

* Terreon Designer Colors available at an additional charge.

** TerreonRE and Premium Terrazzo colors available at an additional charge.

Washfountains are also available in Stainless Steel

Note: Due to printing variances, actual color and sheen of the material may differ. Contact your Bradley representative for material samples.

Bradley Corporation • W142 N9101 Fountain Boulevard • Menomonee Falls, WI 53051 USA • +1 262 251 6000 • 800 BRADLEY • bradleycorp.com



BradStone


MATERIAL

Bradstone is made of reinforced thermosetting polycaster resins, finely ground inorganic fillers, and fade-resistant pigments. Bradstone bowls are 85% lighter than precast bowls. The 9" (229 mm) deep bowl has a uniform thickness of 1/4" (6 mm).

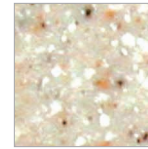
PRODUCTS

Classic Washfountains: 36" (914 mm) and 54" (1372 mm)
Circular and Semi-Circular models.

BRADSTONE COLORS



Carbon



Sandbox

PANEL COVER



Gray

Terrazzo

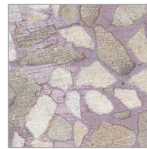
MATERIAL

Terrazzo is a mosaic-looking natural material polished to a high gloss and sealed with clear polyurethane resin for long lasting beauty. Terrazzo is precast and composed of 85% stone and 15% binder, with steel reinforcing rods cast into the bowl.


PRODUCTS

Classic Washfountains: 36" (914 mm) and 54" (1372 mm)
Circular and Semi-Circular, 54" (1372 mm) Corner models;

TERRAZZO COLORS **



Dusty Rose**



Granito



Whisper Gray**



White Marmorite

High-Impact Polymer

MATERIAL

Select products offer an option for a high impact polymer trap cover that is highly resistant to impact, abrasion, acid and corrosion, the panels will not chip, peel or flake.

PRODUCTS

Express® Lavatory Systems: ELX-Series, SS-Series, CRS-Series;
Frequency Lavatory Systems; Advocate® Lavatory Systems; and HSL1

TRAP COVER COLOR



Coal (TERBC)

Washfountains are also available in Stainless Steel

Note: Due to printing variances, actual color and sheen of the material may differ. Contact your Bradley representative for material samples.