


# FLOOR PATTERNS

Fashion and floors have hardly anything in common at first glance. Clothing trends often last barely six months, whereas it is not uncommon for wood floors to remain intact for 300 years. There are parallels, however: as is the case with clothing, certain combinations of rooms and floors simply work better, as they emphasise particular aspects or conceal them if necessary. And aesthetics play


no less an important role in the creative furnishing of a room, such as making a modern statement. With its numerous installation patterns, engineered wood is seen here as the optimal real wood floor that provides the desired look for every room and every taste. We show some of them – from the majestic looking panel parquet to the classic herringbone.

1  
BLOCK




The block installation method resembles the planks of a ship's deck. Here the blocks are laid parallel, yet with offset joints.

2  
WIDE PLANK



The wide plank is fashionable due to its optical quality and the impression of manual production that it conveys. It can contribute to a lively home atmosphere for generations.

3  
HERRINGBONE




As a classic representative, the herringbone pattern must not be omitted from any list of parquet flooring. The V-shaped type gets its name because it unmistakably resembles the bones of a fish.

4  
FRENCH HERRINGBONE




Special form of the classic herringbone is the French version. Here the parquet blocks are chamfered by 30 to 50 degrees the way the rows are joined also creates a continuous head joint.

5  
ENGLISH BOND




The English bond is one of the best known installation patterns. Although the blocks are laid in rows with this classic method, the blocks on the next row are offset by half or a third.

6  
CHEQUERBOARD



Also called panel pattern, checkerboard sets itself apart by its clear geometric pattern. The individual blocks are square and arranged alternately at 90 degrees to each other.

7  
BASKET WEAVE



The name of the basket weave pattern also gives away its appearance: two to four blocks are arranged parallel to each other, after which the next blocks are turned at right angles, thus creating a basket weave.

8  
PANEL PARQUET



Panel parquet flooring is without doubt a noble representative of wood floor patterns. One of the many reasons why this version – also known as 'French parquet' – enjoys a special reputation, is the way it is finished: pieces of wood – sometimes even from different types of trees – are arranged in ornamental or geometric patterns and made into square panels. The result is a high quality floor that allows a number of imaginative compositions. It is no wonder, therefore, that panel parquet can also and particularly be admired in prestigious buildings, for instance in old castles.